


## Water Purifiers Pure Water, Labo Cube Series

WL300A/300B 

Water obtaining system	Obtained pure water	Specific resistance	Water quality level
Ion exchange system	Ion exchanged water	10 Mohm.cm or more	A2

The product is a pure water producing unit for washing, which may be used by installing in a draft chamber or a sink, or on a table.



WL300B

- The product is ideal for washing. By installing this under a draft chamber or a sink to perform washing with ion exchange water easily.
- Equipped with a preprocess filter and the ion exchange resin replacement indication function.
- Also equipped with a water leak detection function that stops water supply in case water leak occurs, or a safety function with an electric leakage breaker.

### ■ Specifications

Product code	253624	253625
Model	<b>WL300A</b>	<b>WL300B</b>
Type	Desktop type	Embedded type
<b>Performance</b>		
Water obtaining system	Ion exchange	
Water supply/discharge system	Water faucet and hose connector with a one-touch coupler	
<b>Configuration</b>		
Quality of obtained water	A2 ion exchange water	
Obtained amount and system of ion exchange water	Approx. 1L/min Continuous obtaining of water	
Preprocess cartridge	0.1 um hollow fiber filter with activated charcoal (PWF-1)	
Ion exchange cartridge	Ion exchange cartridge (CPC-L) 3L x 2	
Water leakage detection	Water supply solenoid valve is forced to shut off when water leakage is detected	
Ion exchange water obtaining port	Resin gun type (pure gun)	
Water quality display	Conductivity is displayed in 5 steps LED	
Other displays	Consumables replacement display (preprocess cartridge, ion exchange resin), alarm display (water leak alarm)	
Legs	Rubber legs	Caster
<b>Standards</b>		
Raw water pressure range	0.5 to 5 x 100 kPa (0.5 to 5 kgf/cm <sup>2</sup> )	
Power source	AC 100V 1A	
External dimensions*/weight	400 x 320 x 600 mm (W/D/H) / Approx. 27 kg	
<b>Accessory</b>		
Accessories	Water supply port unit (with hose), preprocess cartridge & ion exchange cartridge CPC-L, pure water hose for obtaining water, operation manual, warranty card	

\* External dimensions do not include protrusions.  
A water faucet is necessary for installing this unit.

The following set of units is necessary when the unit is installed in a draft chamber or a sink, or on a table.

Application	Set
Installation	WL300 + draft chamber/sink installation kit



Installation example

#### ■ Control panel

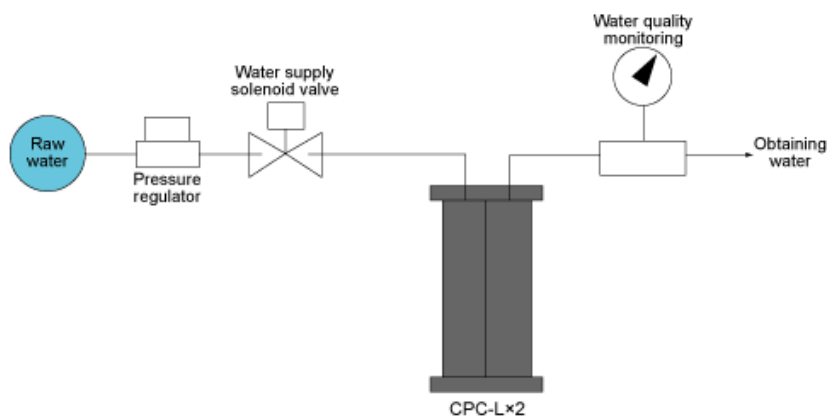


#### ■ Preprocess cartridge, ion exchange cartridge



Preprocess cartridge PWF-1  
Ion exchange cartridge CPC-L

#### ■ Block diagram



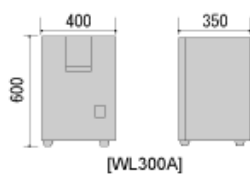
#### ■ Optional items

Item name	Product code
Draft chamber/sink installation kit	253263
Preprocess cartridge PWF-1	253099
Ion exchange resin cartridge CPC-L	253253

#### ■ Gun type water supply plug



#### ■ Dimensional drawing (mm)



#### ■ Sample measurement in ion exchange resin life test (specific resistance)

